



# Builders Catalogue



[www.thekeytosecurity.com.au](http://www.thekeytosecurity.com.au)



ITW Proline provides you Lane Security as well as the other market leading brands.

---



Ramset is Australia's leading anchoring brand, providing anchoring solutions for almost any application. Ramset products are developed for, and tested in, Australian substrates and conditions, ensuring quality of product, fitness for purpose and confidence in performance for all users. Ramset - Quality anchoring solutions for Australian applications

---



Pryda is a leader in the hardware and construction industries, offering high quality timber connectors and post anchors to fabricators, tradesmen and confident DIYers alike. Consistent quality is Pryda's differentiating feature. Meeting and exceeding Australian Standards for steel quality and coatings. Pryda - Build with confidence

---



Buildex are the leading manufacture & supplier of self-drilling screws & specialty fasteners. Providing quality & innovation through their offer with a consistent approach to R & D and compliance to the Australian standards since 1917. Thus providing maximum endurance over a range of climatic & environmental conditions encountered in Australia. Buildex – Built to last

---



Paslode is one of the world's leading fastening and construction products brands. Professional trades people have long recognised Paslode's ability to identify and respond to market trends in the design and manufacture of quality products that exceed end-user expectations. Paslode – Quality Timber fixings

---



Prestige is the premium supplier of Cabinet Hardware through the retail hardware channel, offering customers & consumers superior products with leading contemporary designs & unsurpassed quality throughout the range. Prestige – Cabinet Hardware made easy

---



Zenith is a leader within the hardware industry, providing complete hardware solutions to both DIYers and Tradesmen. Zenith hardware solutions provides consumers with confidence when making a purchase decision, by providing quality, fit for purpose products and a guarantee of performance. Zenith – Do it Yourself Hardware

---



## Lane Heritage


**In 1919, Henry Lane** opened a factory in Newcastle NSW to produce rabbit traps that were in great demand by farmers to fight the rabbit plague. In just a few short years the company's product range had expanded to include such items as can openers, carpet sweepers, spirit stoves and of course locks.

In the 1920's Lane manufactured the first Australian made rim lock. Although there have been other products along the way locks & door furniture have remained the core competency of Lane.

In the 1990's Lane made a decision to specialise in door hardware and added security to its name. Today Lane Security™ continues to develop and bring innovation to the door hardware category.

*Celebrating 95 Years*





# Keying

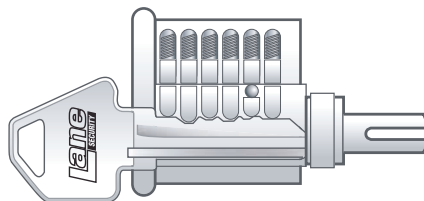
Lane Security's special keying service offers our customers a state of the art keying facility. We offer a range of keying solutions to meet our customers keying needs.

Primary keying solutions available:

- Construction Keying
- Keyed Alike
- Master Keying
- Grand Master Keying
- Maison Keying

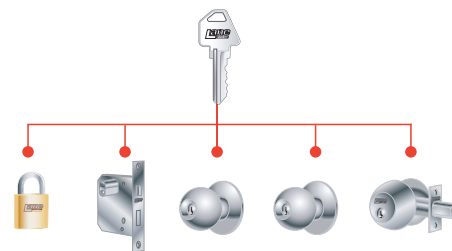
## Construction Keying:

Construction Keying is a security system which allows subcontractors, electricians, plumbers, etc, access through all locks while building is in progress. On completion the first turn of the owner's key automatically changes the pin combination, thereby making all construction keys inoperative. Double Construction Keying is also available for people such as real estate agents. When the building is completed and the first construction key is kicked off (eliminating tradesmen's access) the real estate agent still has access until the owner's key kicks off the double construction key.



## Keyed Alike:

In a Keyed Alike system one key can be made to operate a number of different locks such as padlocks, mortise locks, knob sets and "Key-In-Lever" sets. A simple example of a keyed alike system would be to have, in a residence, the front and back doors, garden gate and shed all operated by the same key.

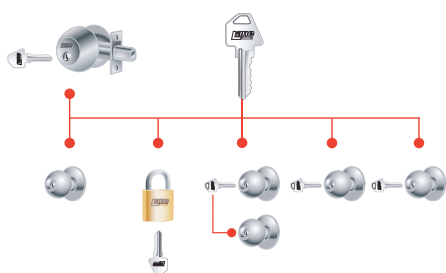






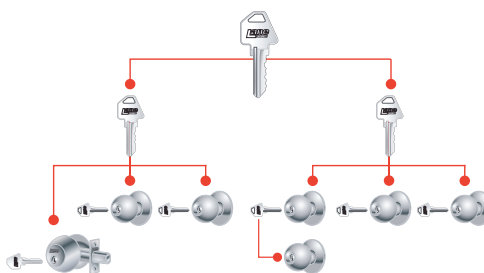
## Master Keying:

In a Master Keyed system there are a number of locks each having their own individual key. None of these keys will operate any other lock apart from its own, but there is a master key that will operate all the locks in the system. If so desired some locks can be keyed alike within the system and yet still operate by the use of the master key.



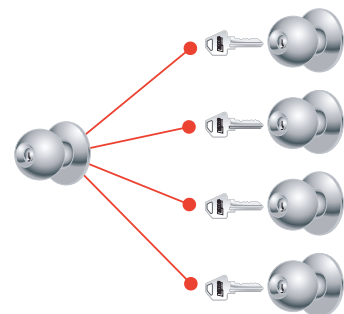
## Grand Master keying:

A Grand Master keying system has two or more master keyed systems and each group operates individually as with the master system above. The master keys will operate all the locks within their own system but not in other systems. However, there is a Grand Master key that will operate all the locks in all the groups.



## Maison Keying:

Maison Keying is widely used in blocks of home units, hotels, motels, etc. There are a number of locks each having their own key which will not operate any other tenant's lock, but all these keys will operate certain common locks such as entrance or laundry doors. Maison Keying can be incorporated into a master keyed system.



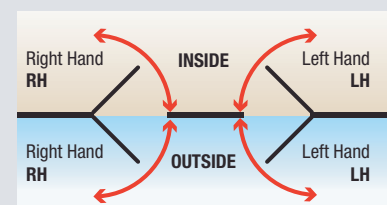
## Handing a Door

HOW TO DETERMINE THE HANDING OF DOOR HANDLES

- The hand of a door is always determined by facing the door from the outside when the door is closed.
- If the lock is going to be fitted to the right side of the door, the door is Right Handed - (RH).
- If the lock is going to be fitted to the left side of the door, the door is Left Handed - (LH).

To order a handed product, specify LH or RH.

Not all products are handed; only specify handing when required.






# Finishes



**PPC** - Platinum Polished Chrome



**PSC** - Platinum Silk Chrome



**SSS** - Satin Stainless Steel



**PSS** - Polished Stainless Steel



**BSC** - Brushed Satin Chrome



**PC** - Polished Chrome



**SCP** - Satin Chrome Plate



**PB** - Polished Brass



**ABZ** - Antique Bronze



# PLATINUM<sup>™</sup>

COLLECTION







## Pull Handle & Lever Combo



# PULATTUM<sup>TM</sup>

COLLECTION





## Fast Facts:

- C4 5 or 6 pin cylinders available
- Can be keyed to suit your requirements
- Suits doors 35mm to 50mm thick
- Set 60mm backset
- Suitable for inward and outward opening doors
- Non-handed
- 3 keys supplied
- All fixings included
- Concealed fixing
- Instructions and templates provided



## Pull Handle & Lever Combo

First impressions last....

The first point of contact your customers have with your homes is the entrance door.

For maximum impact Lane have developed the pull handle lever combo.

Manufactured from 316 grade stainless steel, the sleek vertical lines of a pull handle on the outside, the ease of a leverset on the inside and the security of a triple bolt mortise lock gives any home a sophisticated appearance and uncompromised security.



# PLATINUM<sup>™</sup>

COLLECTION

Oval



Available in 600mm Length



SSS Satin  
Stainless  
Steel



Oval

Round



Available in 600mm Length



SSS Satin  
Stainless  
Steel



Round



## Fast Facts:

### 316 Pull Handles

- Suitable for glass, timber & aluminium doors
- Includes back to back fixings
- Ideal for pivot doors
- Optional single point fixing packs available
- 2 handles per pack
- Suitable with dead latches, deadbolts & mortise Locks
- Fits doors up to 50mm thick
- 316 grade Stainless Steel

## 316 Pull Handles

Lane Security™ has developed a range of superior quality pull handles.

Manufactured from premium 316 grade stainless steel to deliver long lasting protection against the elements.

Architectural designs available in longer lengths to enhance your modern streamline entrance door.




# PLATINUM<sup>™</sup>

COLLECTION

Round T Handle

Square D Handle

Oval T Handle



Item Code	Shape	Material	Finish	Length	Centre-to-Centre	Handle Width
L978980	Round T	316 Stainless Steel	Satin Stainless Steel	600	450	32
L978997	Round T	316 Stainless Steel	Satin Stainless Steel	900	700	32
L979024	Square D	316 Stainless Steel	Satin Stainless Steel	625	600	50 x 25
L979031	Square D	316 Stainless Steel	Satin Stainless Steel	925	900	50 x 25
L979000	Oval T	316 Stainless Steel	Satin Stainless Steel	600	450	22 x 40
L979017	Oval T	316 Stainless Steel	Satin Stainless Steel	900	700	22 x 40



**SSS** Satin  
Stainless  
Steel

\* All measurements are in mm





## Fast Facts:

### 304 Pull Handles

- Suitable for glass, timber & aluminium doors
- Includes back to back fixings
- Ideal for pivot doors
- Optional single point fixing packs available
- 2 handles per pack
- Suitable with dead latches, deadbolts & mortise Locks
- Fits doors up to 50mm thick
- 304 grade Stainless Steel

## 304 Pull Handles


Lane Security™ offers a contemporary range of 304 grade stainless steel handles.

Available in 450mm and 600mm length to give a premium look at an affordable price.




## Round T Handle

## Square T Handle



Item Code	Shape	Material	Finish	Length	Centre-to-Centre	Handle Width
LPH0100	Round T	304 Stainless Steel	Satin Stainless Steel	450	300	25
LPH0000	Round T	304 Stainless Steel	Satin Stainless Steel	600	450	32
LPH1100	Square T	304 Stainless Steel	Satin Stainless Steel	450	300	25 x 25
LPH1000	Square T	304 Stainless Steel	Satin Stainless Steel	600	450	25 x 25



**SSS** Satin  
Stainless  
Steel

\* All measurements are in mm



## Fast Facts:

### Mortise Locks

- To be used in conjunction with a fixed cam Euro cylinder
- Cylinder and escutcheons sold separately
- 3 bolt deadlocking – for added security
- Roller function easily adjustable
- Roller function suitable for pivot doors
- Can be used with a single or double cylinder euro cylinder

## Mortise Locks & Accessories

Designed for superior performance and great looks.

Lane Security™ mortise locks provide triple bolt deadlocking and quality stainless steel finish to match our range of contemporary pull handles.





# PLATINUM<sup>™</sup>

COLLECTION

Mortise Lock 45mm

Mortise Lock 60mm

Mortise Roller 60mm



Available in



SSS Satin  
Stainless  
Steel

Available in



SSS Satin  
Stainless  
Steel

Available in




SSS Satin  
Stainless  
Steel



## Mortise Lock Accessories

### Extended Lip Strike



Available for roller or latching mortise lock

Roller mortise version shown

### Mortise Rebate Kit



### 70mm Euro Cylinder

Available in SSS & PS



#### Fast Facts:

#### Euro Cylinder

- C4 5 or 6 pin cylinders available
- Can be keyed to suit your requirements
- Fixed cam to suit roller and latch mortise locks
- 3 keys supplied
- All fixings included
- Instructions and templates provided

### Escutcheons

Available in SSS



### Escutcheons Die Cast

Available in SSS, PPC & PSC





# Flush Pulls

The new Lane Security Platinum flush pulls are manufactured from 304 grade stainless steel to provide a premium modern contemporary look.

Ideal for use on sliding doors they can also be installed on cavity sliding doors where a flush finish is required.

## Fast Facts:

- Available finishes: Satin Stainless Steel & Polished Stainless Steel
- Available sizes: 120mm & 220mm
- 304 grade Stainless Steel
- Hidden fixing screws

## Flush Pulls



### Available in




Diagram TBA

Code	Description	Finish	Dimensions			
			A	B	C	D
LFP1072	FLUSH PULL RAD 120MM SSS BG1	SSS	13	51	120	13
LFP1089	FLUSH PULL RAD 120MM PSS BG1	PSS	13	51	120	13
LFP1096	FLUSH PULL RAD 220MM SSS BG1	SSS	13	51	220	13
LFP1102	FLUSH PULL RAD 220MM PSS BG1	PSS	13	51	220	13
LFP1119	FLUSH PULL REC 120MM SSS BG1	SSS	15	51	120	13



## Fast Facts:

### Internal Levers Round Rose

- Suits doors 33mm to 45mm thick
- 60mm - 70mm adjustable latch (passage only)
- 60mm square & 65mm round rose (clear Pack)
- Set 60mm backset latch (privacy only)
- Suitable for inward and outward opening doors
- 55mm round rose design (box pack)
- Screw on rose passage only
- Non-handed
- All fixings included
- Concealed fixing
- Instructions and templates provided



## Internal Leversets

Lane Platinum Collection™ Internal Locksets are architecturally designed with designed in two durable contemporary finishes, Platinum Polished Chrome and Platinum Silk Chrome, these finishes are designed to last longer and enhance the appearance of your home.

Choose a Platinum Pull Handle Combo for your entrance door and continue with Platinum Internal Leversets throughout to add value and style to your home for years to come.




# PLATINUM<sup>™</sup>

COLLECTION

Emerald 65mm Rd



Available in Privacy / Passage



Clear Pack only

**PSC**  
Platinum  
Silk Chrome


**PPC**  
Platinum  
Polished  
Chrome



Emerald 55mm



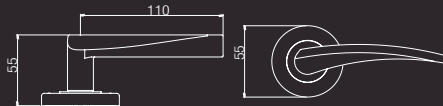
Available in Privacy / Passage




Box Pack only

**PSC**  
Platinum  
Silk Chrome


**PPC**  
Platinum  
Polished  
Chrome



Garnet 55mm



Available in Privacy / Passage



Box Pack only

**PSC**  
Platinum  
Silk Chrome

**PPC**  
Platinum  
Polished  
Chrome



Sapphire 60mm Sq



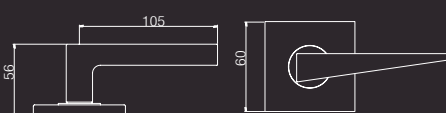
Available in Privacy / Passage



Clear Pack only

**PSC**  
Platinum  
Silk Chrome

**PPC**  
Platinum  
Polished  
Chrome



Sapphire 55mm



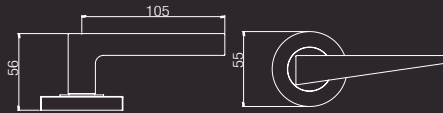
Available in Privacy / Passage



Box Pack only

**PSC**  
Platinum  
Silk Chrome

**PPC**  
Platinum  
Polished  
Chrome



Opal 55mm



Available in Privacy / Passage



Box Pack only

**PSC**  
Platinum  
Silk Chrome

**PPC**  
Platinum  
Polished  
Chrome



\* All measurements are in mm



# Create a new look

With Prestige's new range of cabinet knobs and handles.



Minimal Cost, Minimal Effort, Maximum Effect.

[www.itwproline.com.au/prestige](http://www.itwproline.com.au/prestige)



**Specifier**Series™



Secure your home with style



Mortise lock version shown

## Fast Facts:

### Entrance Lockset

- C4 5 pin cylinder
- Can be keyed to suit your requirements
- Suits doors 35mm to 45mm thick
- 60mm - 70mm adjustable latch
- Suitable for inward and outward opening doors
- Easy to hand
- 3 keys supplied
- All fixings included
- Deadbolt and latch set in one
- Concealed fixing
- Instructions and templates provided

## Fast Facts:

### Triple Bolt Mortise Lock

- C4 5 or 6 pin cylinders available
- Can be keyed to suit your requirements
- Suits doors 35mm to 45mm thick
- Set 60mm backset
- Suitable for inward and outward opening doors
- Easy to hand
- 3 keys supplied
- All fixings included
- Concealed fixing
- Instructions and templates provided

# Entrance Locksets

Entrance Locksets are available as standard with a deadbolt and latch combination. For superior quality and performance, they are also available with a triple bolt mortise lock.



**High Security Double Cylinder**  
Key lockable from both sides offers maximum security



**Emergency Escape Single Cylinder**  
Key lockable outside, turn snib inside offers keyless exit in an emergency

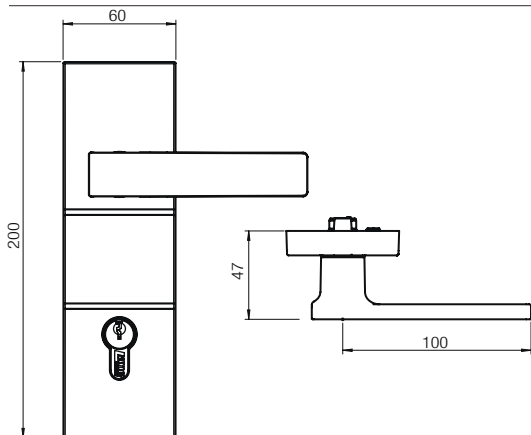





## Corvan Tovetto



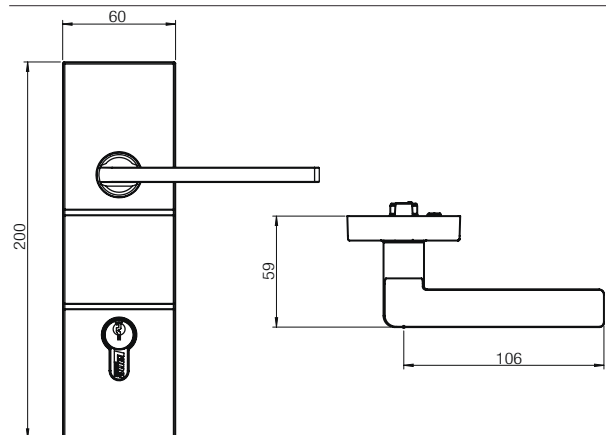

Available in Double Cylinder, Single Cylinder



## Corvan Murano



Available in Double Cylinder, Single Cylinder



\*All measurements are in mm



## Fast Facts:

### Internal Levers Square Rose

- Suits doors 33mm to 45mm thick
- 60mm - 70mm adjustable latch (passage only)
- Set 60mm backset latch (privacy only)
- Suitable for inward and outward opening doors
- 60mm square rose design
- Lever extender rings included in pack
- Suits 50mm-54mm cross bore hole
- Non-handed
- All fixings included
- Concealed fixing
- Instructions and templates provided

## Fast Facts:

### Internal Levers Round Rose

- Suits doors 33mm to 45mm thick
- 60mm - 70mm adjustable latch (passage only)
- Set 60mm backset latch (privacy only)
- Suitable for inward and outward opening doors
- 65mm round rose design
- Screw on rose passage only
- Suits 50mm-54mm cross bore hole
- Non-handed
- All fixings included
- Concealed fixing
- Instructions and templates provided

# Leversets

Lane Security™ Specifier Series™ levers have been designed to add style to your home. Available in modern designs and finishes to compliment your décor.



## Tovetto Round 65mm



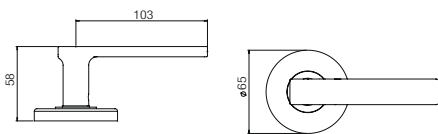
### Available in

Privacy / Passage / Dummy



**BSC**  
Brushed  
Satin  
Chrome

**PC**  
Polished  
Chrome



## Murano Round 65mm



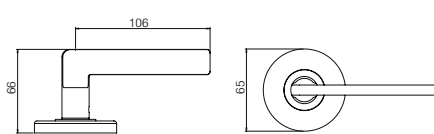
### Available in

Privacy / Passage / Dummy



**BSC**  
Brushed  
Satin  
Chrome

**PC**  
Polished  
Chrome



## Tovetto Square 60mm



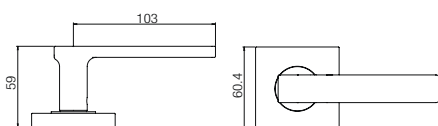
### Available in

Privacy / Passage / Dummy




**BSC**  
Brushed  
Satin  
Chrome

**PC**  
Polished  
Chrome



## Murano Square 60mm



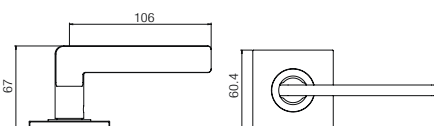
### Available in

Privacy / Passage / Dummy



**BSC**  
Brushed  
Satin  
Chrome

**PC**  
Polished  
Chrome





# Key-In Levers

Lane Security™ Specifier Series™ levers have been designed to add style to your home. Available in modern designs and finishes to compliment your décor.

## Fast Facts:

### Key-in Levers

- C4 5 pin cylinder
- Can be keyed to suit your requirements
- Suits doors 35mm to 45mm thick
- 60mm - 70mm adjustable latch
- Suitable for inward and outward opening doors
- Suits 50mm-54mm cross bore hole
- Non-handed
- Tie bolt visible fix design
- 3 keys supplied
- All fixings included
- Instructions and templates provided

## Caletta



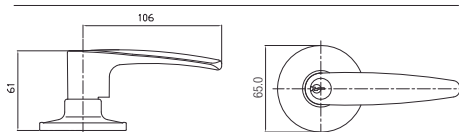
### Available in

Entrance / Privacy / Passage / Dummy



**BSC**  
Brushed  
Satin  
Chrome

**PC**  
Polished  
Chrome




## Montebello



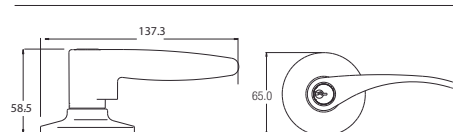
### Available in

Entrance / Privacy / Passage / Dummy\*\*



**BSC**  
Brushed  
Satin  
Chrome

**PC**  
Polished  
Chrome



\*\* Montebello dummy levers are handed, please specify when ordering  
Right hand lever shown



\*All measurements are in mm





# Round Deadbolts

Specifier Series™ Deadbolts are available in both single and double cylinder versions to suit your security requirements.



**High Security Double Cylinder**  
Key lockable from both sides offers maximum security



**Emergency Escape Single Cylinder**  
Key lockable outside, turn snib inside offers keyless exit in an emergency

## Fast Facts:

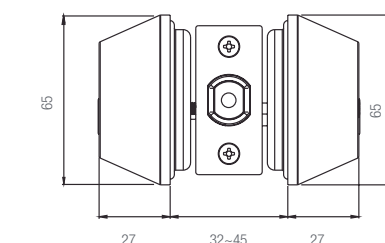
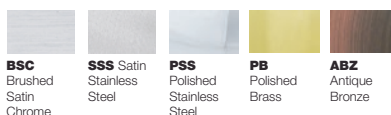
### Round Deadbolts

- C4 5 pin cylinder
- Can be keyed to suit your requirements
- Suits doors 32mm to 45mm thick
- 60mm - 70mm adjustable bolt
- Suitable for inward and outward opening doors
- Suits 54mm cross bore hole
- Non-handed
- 3 keys supplied
- All fixings included
- Instructions and templates provided

## Double Cylinder



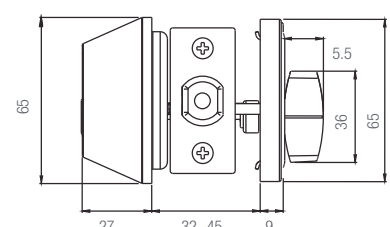

### Available in



## Single Cylinder



### Available in



\*All measurements are in mm



## Fast Facts:

### Knobsets

- C4 5 pin cylinder
- Can be keyed to suit your requirements
- Suits doors 32mm to 45mm thick
- 60mm - 70mm adjustable latch
- Suitable for inward and outward opening doors
- Suits 50mm-54mm cross bore hole
- Non-handed
- Tie bolt visible fix design
- 3 keys supplied
- All fixings included
- Instructions and templates provided



## Knobsets

We have all of your security needs covered, from an entrance lock right through your home to privacy, passage and dummy application.

For added security, compliment your knobset with a Lane Deadbolt.

Lane Security deadbolts available in:



**High Security Double Cylinder**  
Key lockable from both sides offers maximum security



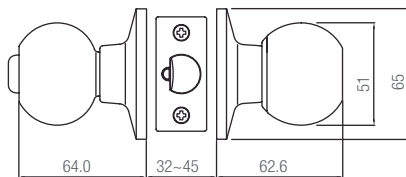

**Emergency Escape Single Cylinder**  
Key lockable outside, turn snib inside offers keyless exit in an emergency

## Parma



### Available in

Entrance / Privacy / Passage / Dummy



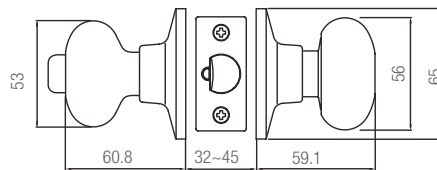
\*not all functions are available in all finishes

## Alassio



### Available in

Entrance / Privacy / Passage / Dummy

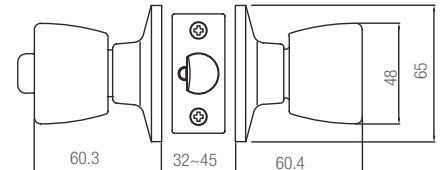



## Badia



### Available in

Entrance / Privacy / Passage / Dummy



\*All measurements are in mm







# Ramset™



**Mechanical Anchoring - Chemical Anchoring -  
Direct Fixing Systems - Power Tools & Accessories**

## **Building Australia for over 60 years.**

Distributed by ITW Proline ACN 004 235 063  
74-94 Newton Road Wetherill Park NSW 2164

[www.itwproline.com.au](http://www.itwproline.com.au) Trademark of Cetram™ Pty Ltd. Used under licence.





# Security Solutions



Peace of mind in Perfect Style



## Fast Facts:

### Entrance Locksets

- C4 5 pin cylinder
- Can be keyed to suit your requirements
- Suits doors 35mm to 45mm thick
- 60mm - 70mm adjustable latch
- Suitable for inward and outward opening doors
- Easy to hand
- 3 keys supplied
- All fixings included
- Deadbolt and latch set in one
- Concealed fixing
- Instructions and templates provided



## Entrance Lockset

If sophisticated design, functionality and peace of mind are your priorities, then the Corvan entrance lockset from Lane Security™ is ideal.



### High Security Double Cylinder

Key lockable from both sides offers maximum security



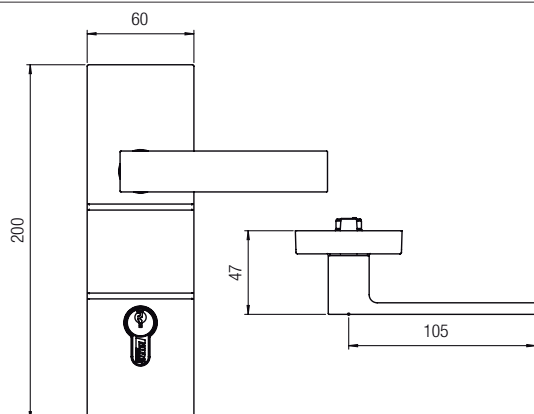

### Emergency Escape Single Cylinder

Key lockable outside, turn snib inside offers keyless exit in an emergency

## Cambridge



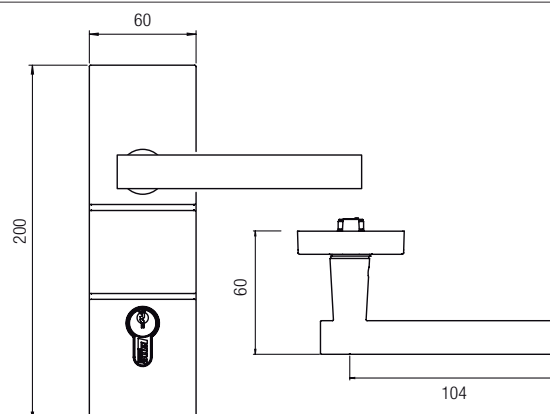

Available in Double Cylinder, Single Cylinder



## Buckingham



Available in Double Cylinder, Single Cylinder



\* All measurements are in mm





# Leversets

The Lane Security™ Series offers modern, contemporary designs allowing for a full door furniture solution throughout your home.

## Fast Facts:

### Internal Levers Square Rose

- Suits doors 33mm to 45mm thick
- 60mm - 70mm adjustable latch (passage only)
- Set 60mm backset latch (privacy only)
- Suitable for inward and outward opening doors
- 60mm square rose design
- Lever extender rings included in pack
- Suits 50mm-54mm cross bore hole
- Non-handed
- All fixings included
- Concealed fixing
- Instructions and templates provided

## Fast Facts:

### Internal Levers Round Rose

- Suits doors 33mm to 45mm thick
- 60mm - 70mm adjustable latch (passage only)
- Set 60mm backset latch (privacy only)
- Suitable for inward and outward opening doors
- 65mm round rose design
- Screw on rose passage only
- Suits 50mm-54mm cross bore hole
- Non-handed
- All fixings included
- Concealed fixing
- Instructions and templates provided





## Cambridge 60mm



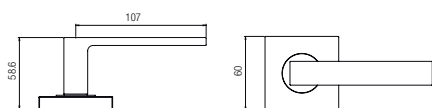
### Available in

Privacy / Passage / Dummy



**BSC**  
Brushed  
Satin  
Chrome

**PC**  
Polished  
Chrome



## Cambridge 65mm



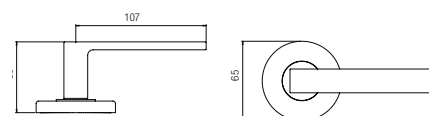
### Available in

Privacy / Passage / Dummy



**BSC**  
Brushed  
Satin  
Chrome

**PC**  
Polished  
Chrome



## Manchester 65mm



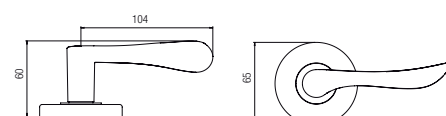
### Available in

Privacy / Passage



**BSC**  
Brushed  
Satin  
Chrome

**PC**  
Polished  
Chrome



## Biaggio 65mm



### Available in

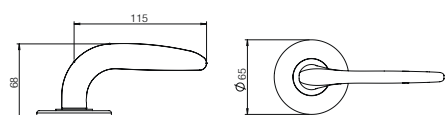
Privacy / Passage / Dummy



**BSC**  
Brushed  
Satin  
Chrome

**PC**  
Polished  
Chrome

\* Available in box pack only



## Westminster 65mm



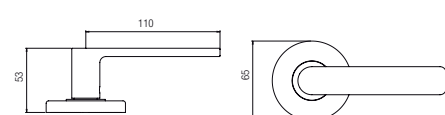
### Available in

Privacy / Passage



**BSC**  
Brushed  
Satin  
Chrome

**PC**  
Polished  
Chrome



## Buckingham 65mm



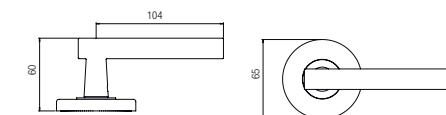
### Available in

Privacy / Passage / Dummy



**BSC**  
Brushed  
Satin  
Chrome

**PC**  
Polished  
Chrome



\* All measurements are in mm



# Key-In Lever

Lane Security™ levers have been designed to add style to your home. Available in modern designs and finishes to compliment your decor.

Concorde

Domain

## Fast Facts:

### Key-in Lever

- C4 6 pin cylinder
- Can be keyed to suit your requirements
- Suits doors 35mm to 45mm thick
- 60mm - 70mm adjustable latch
- Suitable for inward and outward opening doors
- Suits 50mm-54mm cross bore hole
- Non-handed
- Tie bolt visible fix design
- 3 keys supplied
- All fixings included
- Instructions and templates provided

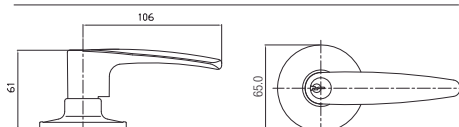


### Available in

Entrance / Privacy / Passage / Dummy



**SCP** Satin  
Chrome  
Plate

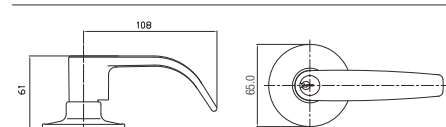


### Available in

Entrance / Privacy / Passage / Dummy



**SCP** Satin  
Chrome  
Plate



\*All measurements are in mm

## Fast Facts:

### Heavy Duty Deadbolts

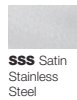
- C4 6 pin cylinder
- Can be keyed to suit your requirements
- Suits doors 32mm to 45mm thick
- 60mm - 70mm adjustable bolt
- Suitable for inward and outward opening doors
- Suits 54mm cross bore hole
- Non-handed
- 3 keys supplied
- Security Shield
- All fixings included
- Instructions and templates provided

# Heavy Duty Deadbolts

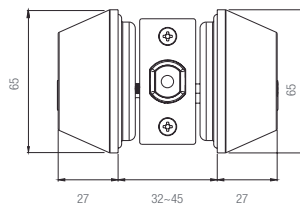
## Double Cylinder



Available in



**SSS** Satin  
Stainless  
Steel



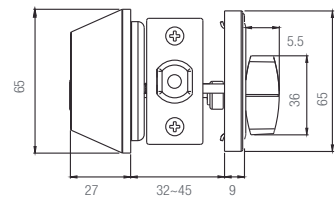
## Single Cylinder



Available in



**SSS** Satin  
Stainless  
Steel



## Fast Facts:

### Slimline Deadbolts

- C4 5 pin cylinder
- Can be keyed to suit your requirements
- Suits doors 32mm to 45mm thick
- 60mm - 70mm adjustable bolt
- Suitable for inward and outward opening doors
- Suits 54mm cross bore hole
- Non-handed
- 3 keys supplied
- All fixings included
- Instructions and templates provided

# Slimline Deadbolts

## Square



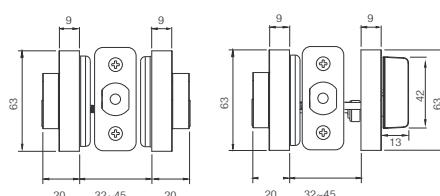
Available in Double Cylinder, Single Cylinder



**BSC**  
Brushed  
Satin  
Chrome




**PC**  
Polished  
Chrome



## Round



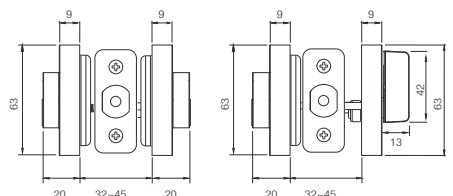
Available in Double Cylinder, Single Cylinder



**BSC**  
Brushed  
Satin  
Chrome



**PC**  
Polished  
Chrome



\* All measurements are in mm



# Knobsets

We have all of your security needs covered, from an entrance lock right through your home to privacy, passage and dummy application.

For added security, compliment your knobset with a Lane Deadbolt.

## Fast Facts:

### Knobsets

- C4 6 pin cylinder
- Can be keyed to suit your requirements
- Suits doors 35mm to 45mm thick
- 60mm - 70mm adjustable latch
- Suitable for inward and outward opening doors
- Suits 54mm cross bore hole
- Non-handed
- Tie bolt visible fix design (clear pack)
- Cylindrical hidden fix design (box pack)
- 3 keys supplied
- Anti pry shield (entrance clear pack only)
- All fixings included
- Instructions and templates provided


## Endeavour

\* Cylindrical product Pictured



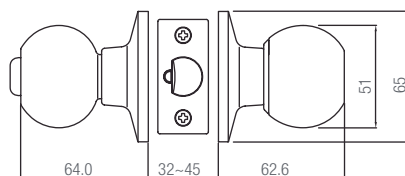
### Available in

Entrance / Privacy / Passage / Dummy



**SSS** Satin  
Stainless  
Steel

**PSS\***  
Polished  
Stainless  
Steel



\*not all functions are available in all finishes

## Spartan

\* Cylindrical product Pictured



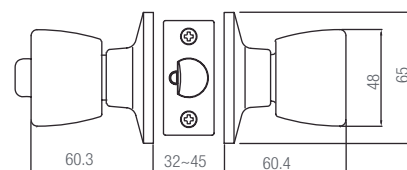
### Available in

Entrance / Privacy / Passage



**SSS** Satin  
Stainless  
Steel

Available box pack only



\*All measurements are in mm





# Cavity Sliders

Cavity sliding locks allow sliding doors to fit completely within the door jamb and offer a finger pull function for ease of closing.

## Round



## Rectangular



## Fast Facts:


### Cavity Sliders

- Suits doors 35-44mm (round only)
- Suits doors 33-45mm (rectangular only)
- Suitable for sliding doors only
- Suits 54mm cross bore hole (round only)
- Push to operate finger pull
- Non-handed
- All fixings included
- Instructions and templates provided

## Square




**Available in**  
Privacy / Passage



**SSS** Satin  
Stainless  
Steel

**PSS**  
Polished  
Stainless  
Steel

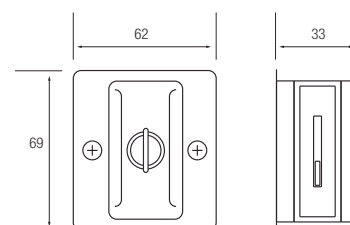
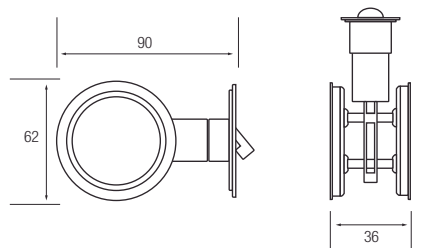
**Available in**  
Privacy / Passage / Connecting



**SCP** Satin  
Chrome  
Plate

**PC**  
Polished  
Chrome

**PB**  
Polished  
Brass



\*All measurements are in mm



## Flush Pulls

### Fast Facts:

- Deeper and longer cavity for better grip
- Non polished finger grip to hide finger prints
- Made from premium quality zinc casting for maximum visual effect
- Instructions & template provided
- Available finishes: SCP & PC



## 45mm Brass Rekeyable Padlock

### Fast Facts:

- C4 6 pin cylinder
- Keyable to 5 pin
- Can be keyed to suit your requirements
- 3 keys supplied
- Available in captive and non-captive key
- High security double locking




## Lane Architectural Butt Hinges

85 x 60 x 2.0mm  
Button Head




Available in



100 x 75 x 2.5mm  
Button Head




Available in



100 x 100 x 2.5mm  
Button Head



Available in




## Zenith Butt Hinges

85 x 60 x 1.6mm



Available in

Fixed Pin  
Loose Pin




100 x 75 x 1.6mm



Available in

Fixed Pin  
Loose Pin







# Door Hardware

Lane Security™ has a comprehensive range of door hardware to complete your fit out.

## Door Stops



Available in Adjustable



**SCP** Satin  
Chrome  
Plate



Available in Not adjustable



**SCP** Satin  
Chrome  
Plate



**PC** Polished  
Chrome



Available in



**SCP** Satin  
Chrome  
Plate



**PC** Polished  
Chrome



Available in Not adjustable



**SCP** Satin  
Chrome  
Plate



**PC** Polished  
Chrome



Available in



**BSC** Brushed  
Satin  
Chrome



**PC** Polished  
Chrome



Available in



**BSC** Brushed  
Satin  
Chrome



**PC** Polished  
Chrome



Available in



**WHT**  
White



**BRN**  
Brown



**IVORY**  
Ivory



## Panic Bolts



Available in




**SCP** Satin  
Chrome  
Plate



**PC** Polished  
Chrome

## Barrel Bolts



Available in



**SCP** Satin  
Chrome  
Plate



**PC** Polished  
Chrome



**SN** Satin Nickel

## Offset Bolts



Available in



**PC** Polished  
Chrome



**PB** Polished  
Brass



## Surface Bolt



Available in



**SCP** Satin  
Chrome  
Plate



**PC** Polished  
Chrome

## Door Viewer




Available in



**PC** Polished  
Chrome



## Door Guards



Available in



**BSC**  
Brushed  
Satin  
Chrome



**PC**  
Polished  
Chrome



**PB**  
Polished  
Brass

## Door Chains



Available in



**BSC**  
Brushed  
Satin  
Chrome



**PC**  
Polished  
Chrome



**PB**  
Polished  
Brass



**FB**  
Florentine  
Bronze

## Rebate Kits



Available for Latch



**SCP** Satin  
Chrome  
Plate



**PC**  
Polished  
Chrome



Available for Deadbolt



**SCP** Satin  
Chrome  
Plate



**PC**  
Polished  
Chrome

## Door lock Installation Kit



Available in 54mm holesaw kit and  
25mm spade bit

## Dummy Lever Fixing Kit



For use with all internal dummy levers.  
Not suitable for key-in levers





# Contemporary, Stylish Hardware

Solutions for architecturally designed residential & commercial properties.



Architectural Hinges



Commercial Partition Hardware



Commercial Hinges







# Finish Care & Maintenance

## General Care and Maintenance

### CLEANING.

Chemical cleaners should never be used on lane products. Cleaning should be done with a mild liquid detergent in warm water. Always rinse surfaces thoroughly with fresh water to ensure no detergent residue is left. Make sure that no fluid enters the lock cylinder.

### LUBRICATING.

Key cylinders should be lubricated at least once a year. Powdered graphite is the only lubricant that Lane recommends. Oils, liquid lubricants and aerosol type lubricants should never be used.

To lubricate put a small amount on the key blade and insert the key into the lock barrel.

Turn the key a few times and move the key in and out of the lock to complete the process.

WITH REGULAR CARE AND MAINTAINENCE YOUR LANE LOCKS SHOULD LAST FOR MANY YEARS.

## Caring for Stainless Steel

Stainless steel when maintained properly will retain its finish and structural integrity in a wide range of environments. Tea staining of the surface may occur. Tea staining is discoloration of the surface of stainless steel by corrosion. It is cosmetic and does not affect the structural integrity or the lifetime of the product.

Stainless steel is best cleaned using a mild detergent and a soft cloth. After washing, rinse the surface clean with cold water and wipe the surface dry with a soft cloth. During cleaning you must ensure that no water enters the lock.



# Warranties

## 7 YEAR WARRANTY

ITW Proline warrants that this product will be free from defects in workmanship and materials for a period of 7 years from the date of acquisition by the consumer. If a defect in material or workmanship becomes evident during that period ITW Proline will, at its option, either repair, replace or refund the product. In the event of such a defect, the product should be returned to us (with proof of purchase and the original packaging) at the address below, together with written details of the defect. A finish deterioration occurring from the use of paints, solvents, acid, cleaners or scratching from keys is not a defect and is not covered by this warranty. Likewise a failure due to abuse, misuse or incorrect installation will not be covered by this warranty. Removal and re-fitting of this product and any handling and transportation (and other expenses incurred in claiming under this warranty) are not covered by this warranty and will not be borne by ITW Proline. In addition to other rights and remedies that may be available under law, our goods come with guarantees that cannot be excluded under the Australian Consumer Law. You are entitled to replacement or refund for a major failure and for compensation for any other loss or damage. You are also entitled to have the goods repaired or replaced if the goods fail to be of acceptable quality and the failure does not amount to a major failure.

## 10 YEAR WARRANTY

ITW Proline warrants that this product will be free from defects in workmanship and materials for a period of 10 years from the date of acquisition by the original consumer. If a defect in material or workmanship becomes evident during that period ITW Proline will, at its option, either repair replace or refund the product. In the event of such a defect, the product should be returned to us (with proof of purchase and the original packaging) at the address below, together with written details of the defect. Any handling or transportation expenses (and other expenses incurred in claiming under this warranty) are not covered by this warranty and will not be borne by ITW Proline. In addition to other rights and remedies that may be available under law, our goods come with guarantees that cannot be excluded under Australian Consumer Law (for consumers in Australia) and the Consumer Guarantees Act (for consumers in NZ). If you are a consumer in Australia, you are entitled to a replacement or refund for a major failure and compensation for any other reasonably foreseeable loss or damage. You are also entitled to have the goods repaired or replaced if the goods fail to be of acceptable quality and the failure does not amount to a major failure. If you are a consumer in New Zealand, we will comply with our obligations to you under the Consumer Guarantees Act.

## 15 YEAR WARRANTY

ITW Proline warrants that this product will be free from defects in workmanship and materials for a period of 15 years from the date of acquisition by the consumer. If a defect in material or workmanship becomes evident during that period ITW Proline will, at its option, either repair, replace or refund the product. In the event of such a defect, the product should be returned to us (with proof of purchase and the original packaging) at the address below, together with written details of the defect. A finish deterioration occurring from the use of paints, solvents, acid cleaners or scratching from keys is not a defect and is not covered by this warranty. Likewise a failure due to abuse, misuse or incorrect installation will not be covered by this warranty. Removal and re-fitting of this product and any handling and transportation (and other expenses incurred in claiming under this warranty) are not covered by this warranty and will not be borne by ITW Proline. In addition to other rights and remedies that may be available under law, our goods come with guarantees that cannot be excluded under the Australian Consumer Law. You are entitled to a replacement or refund for a major failure and for compensation for any other loss or damage. You are also entitled to have the goods repaired or replaced if the goods fail to be of acceptable quality and the failure does not amount to a major failure.

\* Warranties vary by products, see packaging for more details.



# Lane Security Technical Support

We're here to help, get support by viewing our videos or log into our website

## Online Support

Website: [www.itwproline.com.au/Lane-Home/default.aspx](http://www.itwproline.com.au/Lane-Home/default.aspx)

## Online Workshops

You Tube [www.youtube.com/channel/UCtMQmXxP8KmK4DLZwUl7N5A/videos](http://www.youtube.com/channel/UCtMQmXxP8KmK4DLZwUl7N5A/videos)


Installation of Deadbolts



Re-handing a Corvan



Installation of Knobsets




## Online Installation

For a complete list log onto:

[www.itwproline.com.au/How-to-Install/default.aspx](http://www.itwproline.com.au/How-to-Install/default.aspx)

Knobsets, Deadbolts, Pull Handle & Leversets & Corvan



## Customer Support

NATIONAL CUSTOMER SERVICE

P 1300 721 738

F 1800 206 941

E [customerservice@itwproline.com.au](mailto:customerservice@itwproline.com.au)