



Mouldings

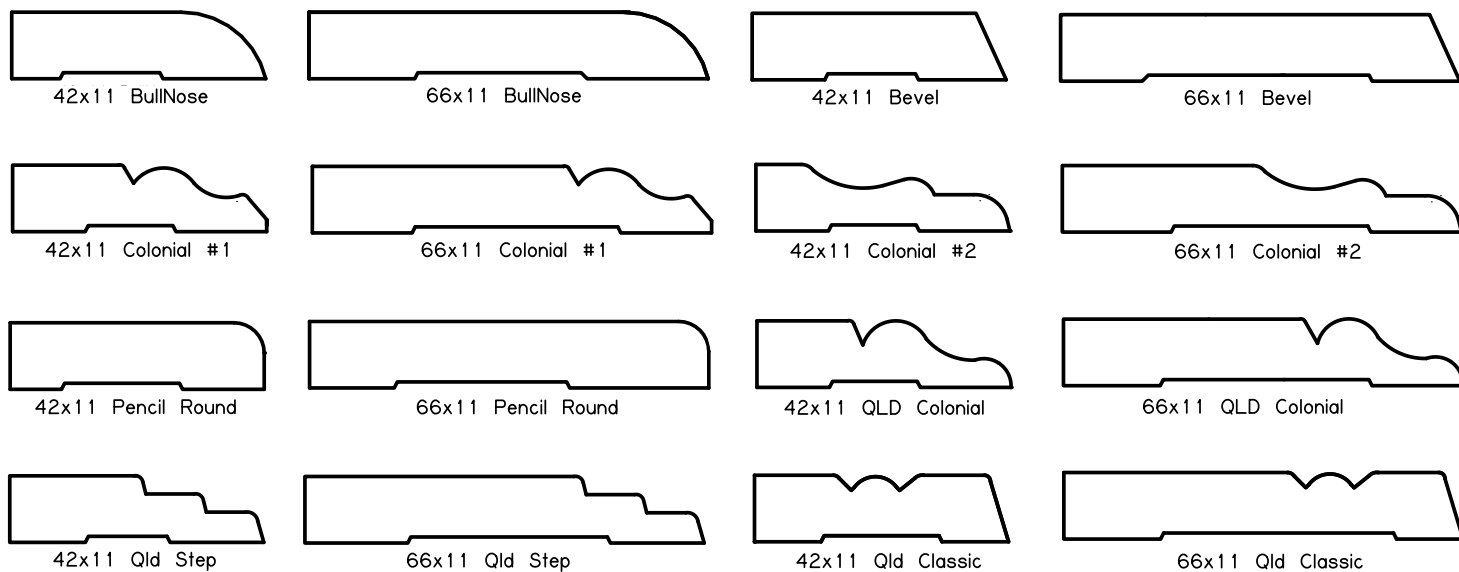
The best choice



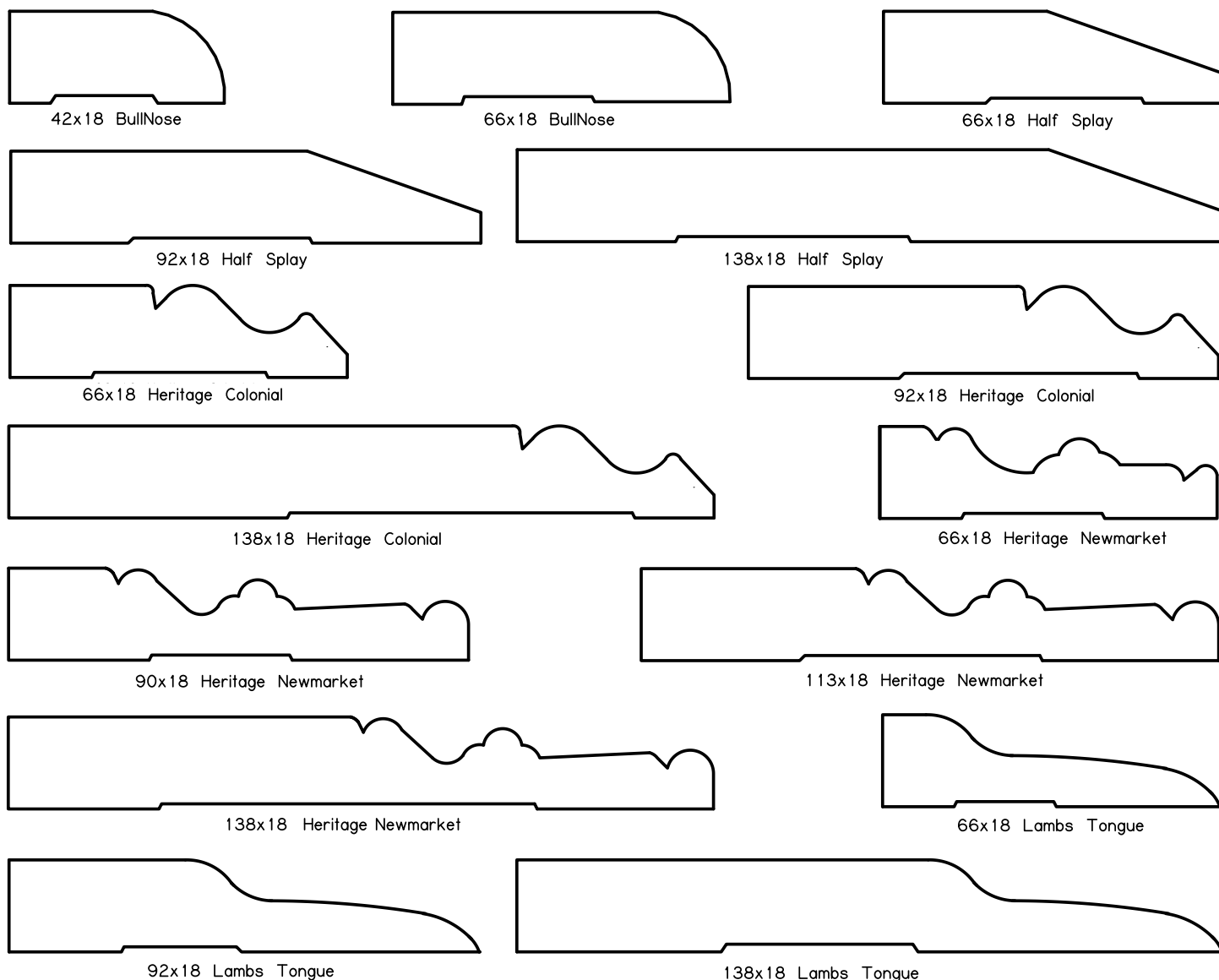
**Simmonds Lumber**

Timber importers & wholesalers

# Standard Arch & Skirt Profiles



# Heritage Arch & Skirt Profiles

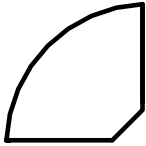




30x7 D-Mould



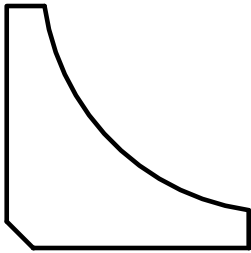
18x6 D-Mould



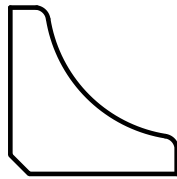
18x18 Quad



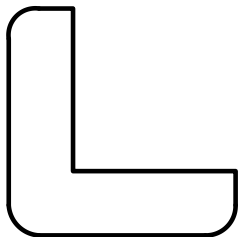
11x11 Quad




31x31 Scotia




22x22 Scotia



31x31 External Angle



42x16 Cornice



66x16 Cornice



# DAR Range



11x11 DAR



18x11 DAR



31x11 DAR



42x11 DAR



66x11 DAR



91x11 DAR



116x11 DAR



138x11 DAR



18x18 DAR



31x18 DAR




42x18 DAR



66x18 DAR



81x18 DAR



86x18 DAR



92x18 DAR




95x18 DAR



98x18 DAR



112x18 DAR



116 x 18 DAR



138x18 DAR



42x30 DAR




66x30 DAR




92x30 DAR




31x31 DAR



42x42 DAR



66x42 DAR



92x42 DAR

The best choice



# FINGER JOINTED MOULDINGS



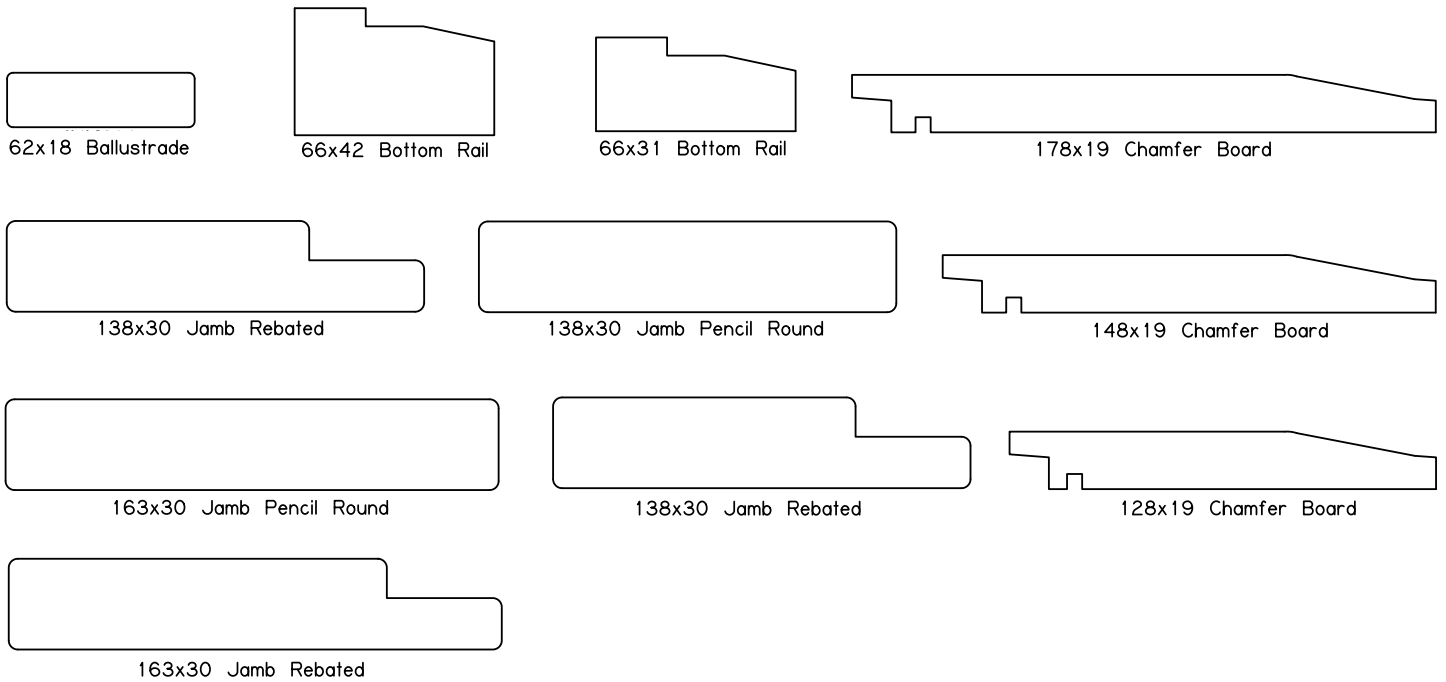
## *Subtle but seen, attention to detail*

Mouldings are an essential element to any interior environment & should be given the same amount of consideration & discussion as your choice of colours or furniture.

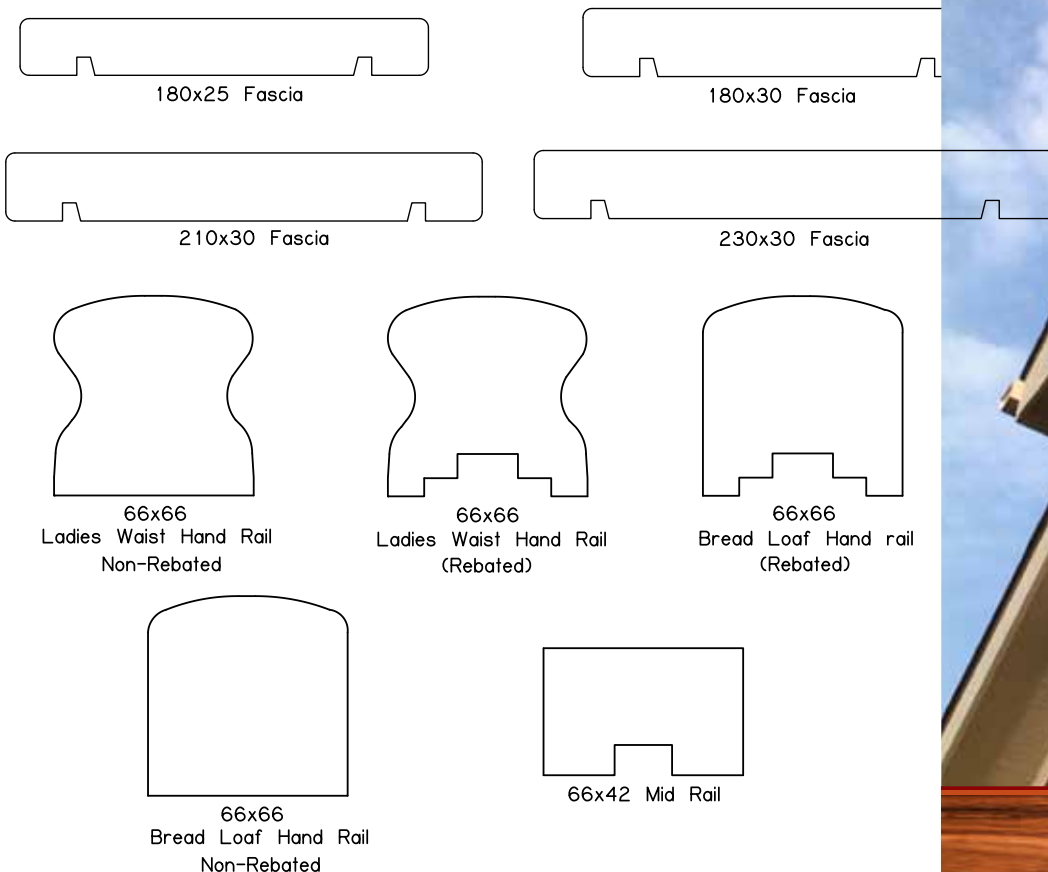
Mouldings create continuity with the past whilst echoing the simplicity & style of the post war era.

Good design depends on close attention to detail & quality finishing. Simmonds Lumber Select Mouldings provide the right product to give your required space the finishing touch it needs.

# H3 Treated & Primed



Our Primed H3 Treated product range utilises the latest technology available in Glue formulations and Azole treatment chemicals to provide you with the assurance that the product is fit for purpose. Product sourced from Arauco comes with the added benefit of an oil based primer that is then sanded before a coating of acrylic primer is added to prepare the timber for the final top coats of your choice.



*The best choice*

# STORAGE AND HANDLING

Timber is a natural product, and it will react to changes in the environment during the life of the product. Every effort is made during manufacturing to minimise the effect these changes may have on the final appearance of the product, however raised grain, swelling and resin bleed are natural characteristics and may occur as a result of changes to climatic conditions. To minimise the opportunity for these changes to impact on the finished product we recommend the following steps be undertaken when storing, handling and installing these products.

- All products should be stored flat – at least 150mm off the ground and evenly supported in a well ventilated area. Protect the product from moisture (including ground moisture), humidity and weather at all times.
- Full length mouldings should not be picked up from one end only, always ensure that there is adequate support for the length of the board, to prevent the board from breaking under its own weight.
- For treated products, ensure that all surfaces that have been cut, drilled or rebated are re-treated with a suitable in-can timber preservative, following the manufacturers recommendations.
- Pre-Primed products have been coated with a premium quality primer designed to provide protection, and minimise the effects of checking, cracking, and cupping of the pine moulding, prior to the application of two coats of a premium quality top coat finish in accordance with the paint manufacturers recommendations.
- Pre-Primed products must be painted within 4 weeks of installation, and should remain covered on site until fixed in position.



*The best choice*



**Distributed by:**



**Sydney**  
1 Durham Street  
Rosehill NSW 2142  
Ph + 61 2 9638 7333  
Fax + 61 2 9684 6466

**Brisbane**  
146-164 Buchanan Road  
Banyo QLD 4014  
Ph + 61 7 3267 0244  
Fax + 61 7 3267 0239

**Melbourne**  
22-32 Nathan Road  
Dandenong VIC 3175  
Ph + 61 3 9791 2241  
Fax + 61 3 9791 2243

**New Zealand**  
15B Gabador Place  
Wellington  
Auckland NZ 1060  
Ph + 64 9 573 0280  
Fax + 64 9 573 0282