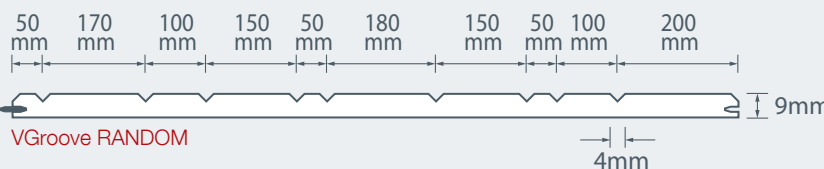

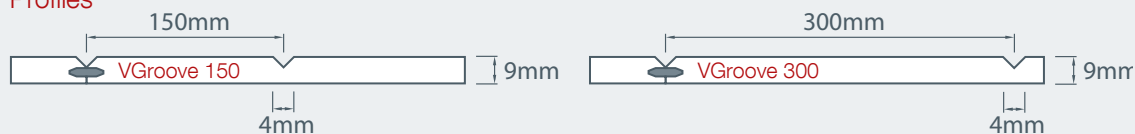


easygroove presents as a modern, open profile and is available in 3 optional centre width spacings. The panels not only look great but provide the tough surface finish of MDF and incorporate the hidden tongue and groove joining system. **Note:** easygroove centre spacing can be custom made to suit application. Minimum quantities will apply.

Specifications

Thickness	Length	Width	Weight (6.7kg/m ²)	Finish
9mm (Other thickness available on request)	2400mm	1200mm	19.3kg/sheet	Pre-primed
	3000mm	1200mm	24.2kg/sheet	Pre-primed
	3600mm (Made to Order)	1200mm	29.0kg/sheet	Pre-primed

Profiles



- Manufactured from 9mm MDF MR – E0 rated board
- Pre-undercoated finish requires minimal preparation before final painting
- Sizes are nominal and can vary slightly in width and length
- Impact resistant – save on ongoing maintenance and repairs
- *Easyjoin* system – no joint sealing required, up to 5% better material usage
- Consistent board face – no knot holes, splitting, warping or splinters
- Easier and faster to install than timber planks or plasterboard

Suitable for

- Internal wall and ceiling linings
- Can be applied directly over plasterboard walls
- Special groove spacing available – made to order

Note: easygroove MDF must not be directly subjected to water. If being installed into a wet area refer to Guidelines for Installing Easycraft Wall Linings in Bathrooms, Laundries and Kitchens on our website. We recommend easyclad as the best suited base board for wet room applications.